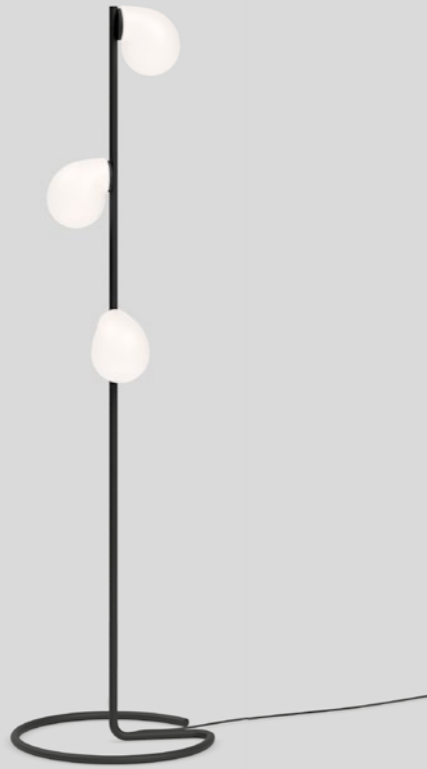


DESIGNER

“We wanted to create an artistic interpretation of nature.”


13&9 DESIGN

Can you capture the fleeting beauty of a dewdrop? You can. “But only if you focus on the phenomenon behind it,” explain 13&9 Design. “The hydrophobic effect that lets water drip off or adhere to surfaces creates not merely round forms, but rather a variety of distinctive hanging, clinging and standing shapes. This is exactly what the concept of this biophilic design collection is based on.” Sounds too theoretical? Then just sit back and watch these shimmering glass forms that are available in white opal glass and brown opal glass unfold their atmospheric effect.



DRO

Variety



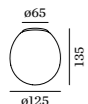
13&9 DESIGN

DRO

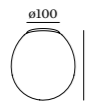

WEVER & DUCRÉ
LIGHTING



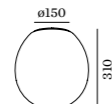
Tech Specifications



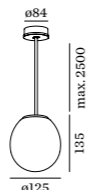
CEILING 1.0
LED QT14 max. 3W | G9
220-240 VAC | 50-60 Hz
white/brown opal glass
hand blown | aluminium
powder coated | white opal
brown opal



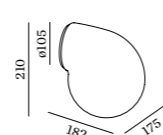
CEILING 2.0
LED C35 max. 6W | E14
220-240 VAC | 50-60 Hz
white/brown opal glass
hand blown | aluminium
powder coated | white opal
brown opal



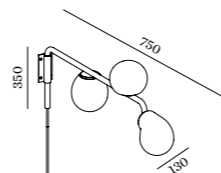
CEILING 3.0
QA60 max. 12W | E27
220-240 VAC | 50-60 Hz
white/brown opal glass
hand blown | aluminium
powder coated | white opal
brown opal



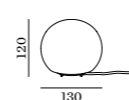
SUSPENDED 1.0
LED QT14 max. 3W | G9
220-240 VAC | 50-60 Hz
white/brown opal glass
hand blown | aluminium +
steel powder coated
black textile cable | white
opal | brown opal



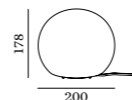
WALL 2.0
LED C35 max. 6W | E14
220-240 VAC | 50-60 Hz
white/brown opal glass
hand blown | aluminium
powder coated
white opal | brown opal



WALL 1.0 COMP
3xLED QT14 max.3W | G9
220-240 VAC | 50-60 Hz
white/brown opal glass
hand blown | aluminium
powder coated
black cable and dimmer
white opal | brown opal



FLOOR 1.0
LED QT14 max. 3W | G9
220-240 VAC | 50-60 Hz
white/brown opal glass
hand blown | aluminium
powder coated | black cable
incl. cable plug with
hand switch | white opal
brown opal

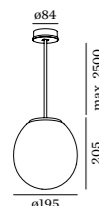


FLOOR 2.0
LED C35 max. 6W | E14
220-240 VAC | 50-60 Hz
white/brown opal glass
hand blown | aluminium
powder coated | black cable
incl. cable plug with
dimmer | white opal
brown opal

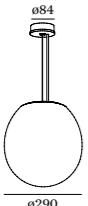


The thaw
has set in.

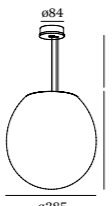

HAVE A LOOK
weverducre.com/dro



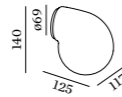
SUSPENDED 2.0
LED C35 max. 6W | E14
220-240 VAC | 50-60 Hz
white/brown opal glass
hand blown | aluminium +
steel powder coated
black textile cable | white
opal | brown opal



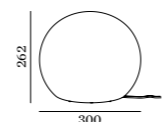
SUSPENDED 3.0
QA60 max. 12W | E27
220-240 VAC | 50-60 Hz
white/brown opal glass
hand blown | aluminium +
steel powder coated
black textile cable | white
opal | brown opal



SUSPENDED 4.0
QA60 max. 15W | E27
220-240 VAC | 50-60 Hz
white/brown opal glass
hand blown | aluminium +
steel powder coated
black textile cable | white
opal | brown opal



WALL 1.0
LED QT14 max. 3W | G9
220-240 VAC | 50-60 Hz
white/brown opal glass
hand blown | aluminium
powder coated
white opal | brown opal



FLOOR 3.0
QA60 max. 12W | E27
220-240 VAC | 50-60 Hz
white/brown opal glass
hand blown | aluminium
powder coated | black cable
incl. cable plug with
dimmer | white opal
brown opal

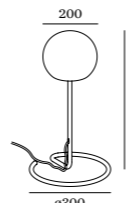


TABLE 2.0
LED C35 max. 6W | E14
220-240 VAC | 50-60 Hz
opal glass hand blown
aluminium | steel powder
coated | black textile
cable | incl. cableplug with
dimmer | white opal
brown opal

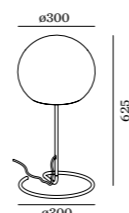
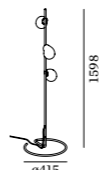



TABLE 3.0
QA60 max. 12W | E27
220-240 VAC | 50-60 Hz
opal glass hand blown
aluminium steel powder
coated | black textile
cable | incl. cable plug with
dimmer | white opal
brown opal



FLOOR 1.0 COMP
3x LED QT14 max. 3W
G9 | 220-240 VAC
50-60 Hz | opal glass hand
blown | aluminium | steel
powder coated | black
textile cable | incl. cable
plug with dimmer
white opal | brown opal



FLOOR 3.0
QA60 max. 12W | E27
220-240 VAC | 50-60 Hz
opal glass hand blown
aluminium | steel powder
coated | black textile cable
incl. cable plug with
dimmer | white opal
brown opal

